
















H Vehicle category descriptions

All weights refer to Maximum Authorised Mass (MAM) unless stated otherwise.

Description	Category	Minimum age	Notes
Motorcycles			
 Light motorcycles with a cubic capacity not exceeding 125cc and of a power output not exceeding 11kW(14.6bhp)	A1	17	
 Motorcycles up to 25kW(33bhp) and a power to weight ratio not exceeding 0.16kW/kg. Motorcycle combination with a power to weight ratio not exceeding 0.16kW/kg	A	17	
 Any size motorcycle with or without a sidecar	A	21	See note 1
3 or 4 wheeled light vehicles			
 Motor tricycles/quadracycles up to 550kg unladen	B1	17	See note 2
Cars			
 Motor vehicles with a MAM not exceeding 3500kg having not more than 8 passenger seats with a trailer up to 750kg. Combinations of vehicles in category B and a trailer, where the MAM of the combination does not exceed 3500kg and the MAM of the trailer does not exceed the unladen mass of the towing vehicle	B	17	See note 2
Automatic cars			
 As cars, but with automatic transmission	Automatic	17	See note 2
Cars with trailers			
 Combinations of vehicles consisting of a vehicle in category B and a trailer, where the combination does not come within category B	B + E	17	
Medium sized vehicles			
 Vehicles between 3500kg and 7500kg with a trailer up to 750kg	C1	18	See note 3/8
Medium sized vehicles with trailers			
 Vehicles between 3500kg and 7500kg with a trailer over 750kg - combined weight not more than 12000kg	C1 + E	21	See note 3
Large goods vehicles			
 Vehicles over 3500kg with a trailer up to 750kg	C	21	See note 4
Large goods vehicles with trailers			
 Vehicles over 3500kg with a trailer over 750kg	C + E	21	See note 4
Minibuses			
 Vehicles with between 9 and 16 passenger seats with a trailer up to 750kg	D1	21	See note 5
Minibuses with trailers			
 Combinations of vehicles where the towing vehicle is in subcategory D1 and its trailer has a MAM of over 750kg, provided that the MAM of the combination thus formed does not exceed 12000kg, and the MAM of the trailer does not exceed the unladen mass of the towing vehicle	D1 + E	21	See note 5
Buses			
 Any bus with more than 8 passenger seats with a trailer up to 750kg	D	21	See note 5/9
Buses with trailers			
 Any bus with more than 8 passenger seats with a trailer over 750kg	D + E	21	See note 9
Agricultural tractors			
	f	17	See note 6
Road rollers			
	g	21	See note 7
Tracked vehicles			
	h	21	
Mowing machine or vehicle controlled by a pedestrian			
	k	16	
Mopeds			
	p	16	

Note 1 Age 21 or 2 years from date of standard A test pass

Note 2 Age 16 if you are getting Disability Living Allowance (Mobility Allowance) at the higher rate

Note 3 Age 18 if combination weight is under 7500kg

Note 4 Age 17 if member of armed forces
Age 18 if member of young drivers scheme

Note 5 Age 17 if member of armed forces
Age 18 (i) while learning to drive or taking your category PCV driving test;
(ii) after passing category PCV test when driving a PCV in certain limited circumstances
(iii) not engaged in the carriage of passengers

Note 6 Age 16 for tractors less than 2.45m wide. It must only pull trailers less than 2.45m wide with two wheels, or four close coupled

Note 7 Age 17 for small road rollers with metal or hard rollers. They must not be steam powered, weigh more than 11.69 tonnes or be made for carrying goods

Note 8 Age 21 if combination weight is over 7500kg

Note 9 Category D entitlement is required to drive an articulated ('bendi') bus. Further details can be obtained from DVLA.

Please write clearly in **BLACK INK** using **CAPITAL LETTERS**

or tick the appropriate box.

Please read the attached notes for guidance before you complete this section.

1 Your details

Title Mr Mrs Miss Ms

Surname

Forename

Date of birth Day Month Year

Place (country) of birth

House Number Postcode

Address

Post Town

Daytime telephone number

Address on any previous counterparts

Date when you became resident in UK
(Does not apply to NI licence holders) Day Month Year

2 The licence you want

- First application to register
- To accept fixed penalty notification
- Removing out of date endorsements
- Duplicate – as previous counterpart licence lost/stolen/destroyed
- Add provisional entitlement to drive:
- Motorcycles – category A
 - Car – category B
 - Car with trailer – category B + E
- When applying for provisional bus/lorry entitlement you also need to submit a D4 medical report.**
- Category C – vehicles over 3500kg with trailer up to 750kg
 - Category C1 – vehicles between 3500kg and 7500kg with a trailer up to 750kg
 - Category C + E – vehicles over 3500kg with trailer over 750kg
 - Category C1 + E – vehicles between 3500kg and 7500kg with a trailer over 750kg – combined weight not more than 12000kg
 - Category D – any bus with more than 8 passenger seats with a trailer up to 750kg
 - Category D1 – small passenger carrying vehicles with 9–16 passenger seats with a trailer up to 750kg
 - Category D + E – any bus with more than 8 passenger seats with a trailer over 750kg
 - Category D1 + E – small passenger carrying vehicles with 9–16 passenger seats with a trailer over 750kg – combined weight not more than 12000kg
 - Category G, H

3 Convictions in Great Britain

Holders of Category C, C + E or C1 + E entitlement:

- Have you any convictions for driving offences relating to driver's hours or records, road-worthiness or loading of vehicles No Yes

Holders of Category D, D1, D + E or D1 + E entitlement:

- Have you any convictions for non-driving offences No Yes

If you have answered yes to any of these questions please give full details of the offence(s), date of conviction, court, sentence and/or fine.

4 Convictions

Date of conviction	Court	Offence	Sentence or fine

NOTE: Continue on a separate sheet if necessary

5 Your conduct – Large goods and passenger carrying vehicles

In all cases of questionable conduct the Traffic Commissioner for the area in which you live will decide whether to grant your entitlement to drive large goods or passenger carrying vehicles

Driving conduct

You must tell us if you have any convictions for breaking the rules about:

- driver's hours
- driver's records
- the roadworthiness of vehicles
- overloading of vehicles

Do not tell us about any convictions if they were more than four years ago. All endorsements on your licence will be taken into account when it is decided whether to give you entitlement to drive in GB. We will not give you entitlement to drive if you are disqualified from driving.

Non-Driving conduct

Passenger carrying vehicle drivers only

If you drive a minibus and/or bus, you must let us know about any court convictions you have had – **even if they are not to do with driving**, unless they have run out under the Rehabilitation of Offenders Act 1974.

6 Signature

All applicants must complete this section.

Signature

Date

If the name on your NI or EC/EEA licence is different from that in Section 1, please enclose documentary evidence of the change(s).

Please enclose your NI or EC/EEA licence. It will be returned to you.

Country of issue

Licence Number

Please send this completed form with your NI or EC/EEA driving licence (and documentary evidence if required) to FLS, DVLA, Swansea SA99 1BT.

Important note

Please read these notes before you apply for a Great Britain counterpart licence.

This form only applies to Northern Ireland and European Community/European Economic Area licence holders.

Do you have a licence to drive:

- buses – with 9 or more passenger seats or
- lorries – weighing more than 3.5 tonnes?
- are you a holder of a NI driving licence?
- was your licence issued by a European country? See below.
- do you live or intend to live in Britain?

If you can answer Yes to one or more of these questions – please read on.

A NI licence holders only

If you are a holder of a NI licence, you may apply for a GB counterpart. This will allow you to take advantage of the fixed penalty system rather than go to court.

B Registering your licence

The law requires all those who live in Britain who drive buses – from 9 passenger seats – and vehicles weighing more than 3.5 tonnes – to be registered with the Driver and Vehicle Licensing Agency (DVLA).

Drivers who exchange their licence in Britain are automatically registered.

You are required by law to do this within 12 months of your taking up residence.

There are benefits in registering your licence

If you commit a road traffic offence, in some instances you will be able to pay a fine rather than go to court.

If your licence is lost or stolen, you would probably not be able to get a duplicate of your licence from the country it was issued in. However you will be able to apply for a GB licence from DVLA.

C Driving licence rules in Britain

As the holder of a licence issued by another EU member state or one issued in Iceland, Liechtenstein or Norway (see note F). Provided your licence remains valid, you can drive in GB until age 70 or for 3 years after becoming resident whichever is the longer period. Expired licences are acceptable for exchange.

The rules for holding a driving licence are almost certainly different from those in the country in which your licence was issued. The rules in Great Britain for medical, driving conduct, road safety, driving licence renewal are those which you must observe if you live here.

Our rules about health require you to let our Medical Group know if you ever had or presently suffer from any of the conditions listed in Section G – Medical Conditions.

Bus/Lorry drivers

When you are 45 years old and over, you will have to renew your licence every 5 years – 65 year olds have to renew annually – subject to passing a medical examination by your doctor. Once your EC/EEA licence expires or you reach the above age limits you must apply to DVLA for a UK licence. For more information about this contact DVLA – See note E.

D How to register

Please complete the form attached to this leaflet and send it, together with your driving licence, to the address indicated. In return you may be issued a counterpart licence document. This will put you on the same footing as drivers who obtained their licence from this Centre.

E Please note

If your EU licence is one which you obtained on exchanging a licence issued in a country not listed in note F, you should not register. Such a licence entitles you to drive in Britain for one year only. If you wish to drive in Britain after that, you must obtain, by passing a driving test, a British licence – this applies to all driving licence entitlements.

If you have any questions about these arrangements, please contact the:

**Customer Enquiries Group, DVLA between 8.00am to 8.30pm
Monday to Friday, and 8.00am to 5.30pm on Saturday
Tel: 0870 240 0009**

F Relevant countries

These are the relevant countries:

Austria, Belgium, Czech Republic, Denmark, Estonia, Finland, France, Germany, Greece, Hungary, Iceland, Ireland, Italy, Latvia, Liechtenstein, Lithuania, Luxembourg, Malta, Netherlands, Norway, Poland, Portugal, Republic of Cyprus, Slovakia, Slovenia, Spain and Sweden.

G Medical conditions

If you have ever had or presently suffer from any of the following conditions you must write to the Drivers Medical Group, DVLA, Swansea SA99 1TU or telephone on 0870 600 0301 with the nature of your condition, as it may affect your fitness to drive.

FAILURE TO DO SO IS A CRIMINAL OFFENCE PUNISHABLE BY A FINE OF UP TO £1,000.

- Epilepsy
- Fits or blackouts
- Repeated attacks of sudden disabling giddiness
- Diabetes controlled by insulin
- Diabetes controlled by tablets
- An implanted cardiac pacemaker
- An implanted cardiac defibrillator (ICD)
- Angina (heart pain) **which is easily brought on by driving**
- Persistent alcohol misuse or dependency
- Persistent drug misuse or dependency
- Parkinson's disease
- Narcolepsy or sleep apnoea syndrome
- Stroke, with any symptoms lasting longer than one month, recurrent 'mini-strokes' or TIAs
- Any type of brain surgery, severe head injury involving **in-patient** treatment, or brain tumour
- Any other chronic neurological condition
- A serious problem with memory or periods of confusion
- Severe learning disability
- Serious psychiatric illness or mental ill-health
- Total loss of sight in one eye
- Any condition affecting **both** eyes, or the remaining eye if you only have one eye (**not including colour blindness or short or long sight**)
- Any condition affecting your visual field
- Any persisting limb problem which needs driving to be restricted to certain types of vehicle or those with adapted controls